

Centre Number						Candidate Number				
Surname										
Other Names										
Candidate Signature										

For Examiner's Use	
Examiner's Initials	
Pages	Mark
2 - 3	
4 - 5	
6 - 7	
8 - 9	
10 - 11	
12 - 13	
14 - 15	
16	
TOTAL	



General Certificate of Secondary Education
Higher Tier
November 2012

Mathematics

43601H

Unit 1

H

Tuesday 6 November 2012 9.00 am to 10.00 am

For this paper you must have:

- a calculator
- mathematical instruments.



Time allowed

- 1 hour

Instructions

- Use black ink or black ball-point pen. Draw diagrams in pencil.
- Fill in the boxes at the top of this page.
- Answer **all** questions.
- You must answer the questions in the spaces provided. Do not write outside the box around each page or on blank pages.
- Do all rough work in this book.

Information

- The marks for questions are shown in brackets.
- The maximum mark for this paper is 54.
- The quality of your written communication is specifically assessed in Questions 7 and 10. These questions are indicated with an asterisk (*).
- You may ask for more answer paper and graph paper. These must be tagged securely to this answer book.

Advice

- In all calculations, show clearly how you work out your answer.



N 0 V 1 2 4 3 6 0 1 H 0 1

Answer **all** questions in the spaces provided.

1 In a college canteen students can choose

a starter and a main course
or
a main course and a pudding.

Starter	Main Course	Pudding
Soup	Curry Burger Pasta	Jelly Fruit

1 (a) One combination is soup and curry.

How many different combinations are there?

.....

.....

.....

.....

Answer

(2 marks)



1 (b) All of the combinations are equally popular.

A student is chosen at random.

What is the probability that he has jelly?

.....

Answer (1 mark)

1 (c) The canteen serves 270 students one Monday.

How many jellies do they expect to serve?

.....

.....

.....

Answer (2 marks)

Turn over for the next question

5

Turn over ►



2 There are 100 balls in a bag.
The balls are red, blue, green or white.

The ratio of blue to red is 5 : 1
There are twice as many blue as green.

$\frac{1}{4}$ of the balls are green.

How many white balls are in the bag?

.....

.....

.....

.....

.....

.....

.....

Answer (4 marks)



- 3** The cars parked on a street are counted.
Here are the results for 13 days.

19 15 22 24 19 11 20
2 12 4 26 8 16

- 3 (a)** Show the data on an ordered stem-and-leaf diagram.
Remember to complete the key.

Key: | represents cars



(3 marks)

- 3 (b)** On day 14, the cars parked are counted.
The range for **all** 14 days is 25.

How many cars were parked on day 14?
Give the **two** possible answers.

.....
.....

Answer or (2 marks)

9

Turn over ►



- 4 Paula records the times she takes to run 30 marathons.

Time , t (minutes)	Frequency	Midpoint	
$200 < t \leq 240$	16		
$240 < t \leq 280$	4		
$280 < t \leq 320$	4		
$320 < t \leq 360$	0		
$360 < t \leq 400$	2		
$400 < t \leq 440$	0		
$440 < t \leq 480$	2		
$480 < t \leq 520$	2		

- 4 (a) Write down the modal class.

Answer $< t \leq$ (1 mark)

- 4 (b) Use midpoints to calculate an estimate of the mean time Paula takes.

.....

.....

.....

.....

.....

Answer minutes (3 marks)



4 (c) Paula runs each marathon in a faster time.

Which average better represents her current performance?
Tick a box.

Modal class

Mean

Explain your answer.

.....
.....

(1 mark)

Turn over for the next question

5

Turn over ►



5 (a) A company receives 1250 orders in December.
It has a January sale.
It receives 1430 orders in January.

Work out the percentage increase in orders.

.....
.....
.....

Answer % (3 marks)

5 (b) The company sends out a questionnaire to customers.
One of the questions is

“How long did your order take to arrive?”

Write a suitable response section for this question.

(2 marks)



6 The sections of a fair spinner are red, white or blue.

6 (a) The spinner is spun 40 times.

Red	White	Blue	Total
28	9	3	40

Write down the relative frequency of the spinner landing on red.

Answer

(1 mark)

6 (b) The spinner has 10 equal sections.

Work out the most likely number of sections for each colour.

Red	White	Blue	Total
			10

(2 marks)

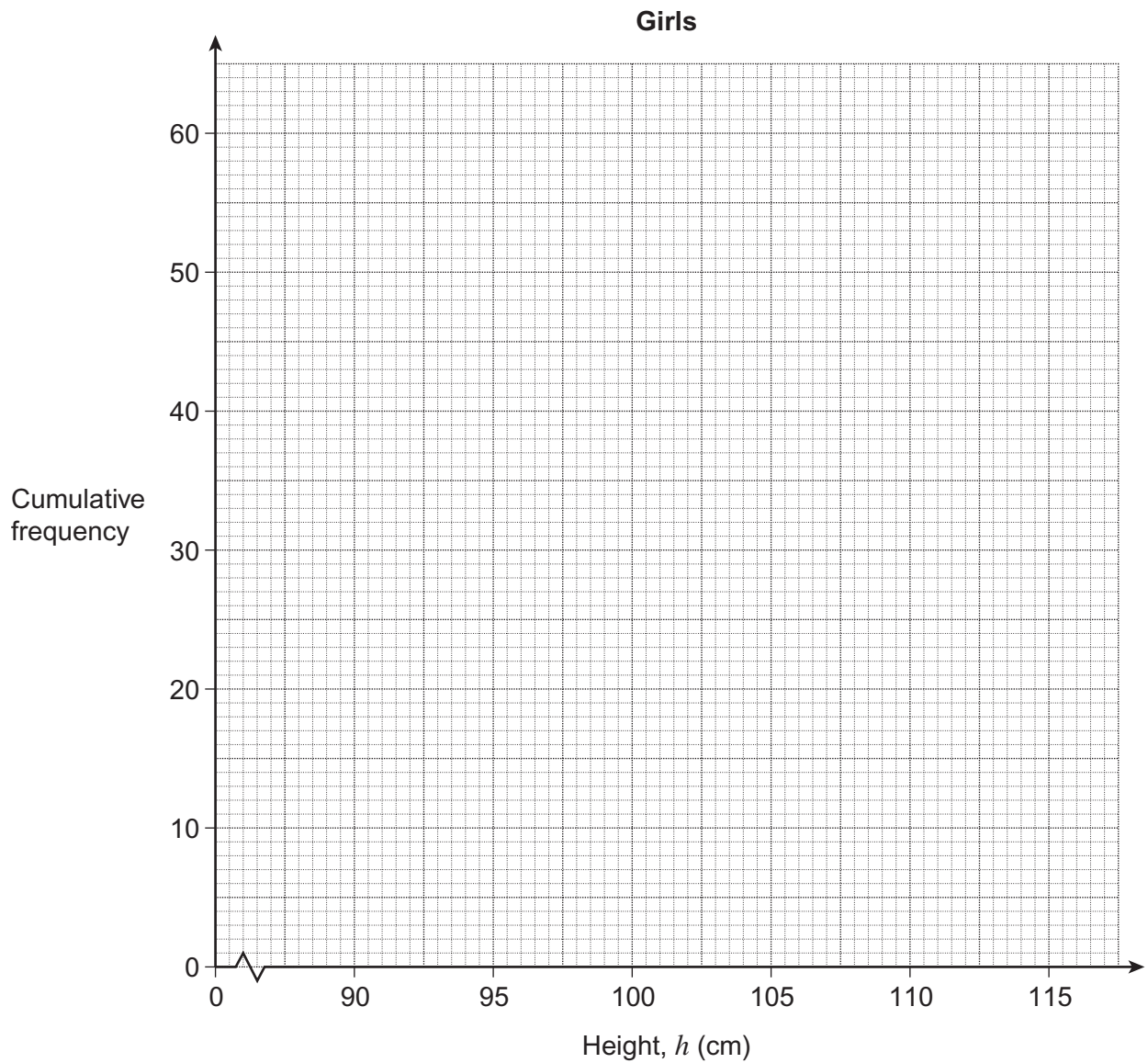
Turn over for the next question



- *7 The table shows information about the heights of 60 girls in a nursery school.

Height, h (cm)	Frequency	Cumulative frequency
$90 < h \leq 95$	2	
$95 < h \leq 100$	8	
$100 < h \leq 105$	34	
$105 < h \leq 110$	10	
$110 < h \leq 115$	6	

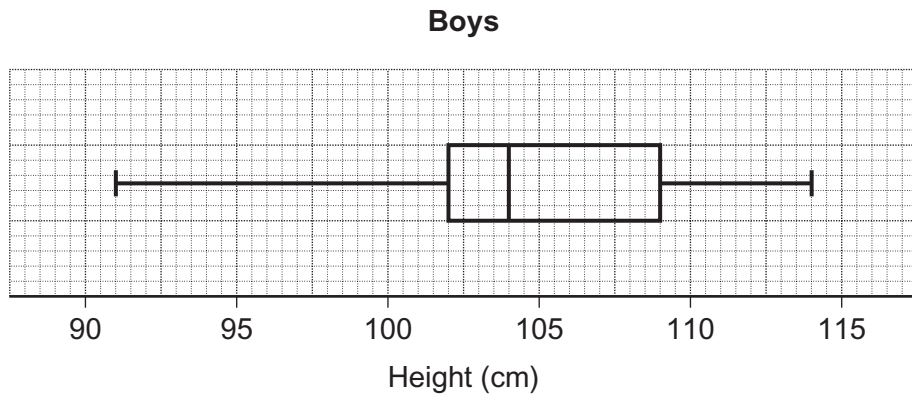
- 7 (a) Draw a cumulative frequency diagram for the data.



(3 marks)



7 (b) The box plot shows information about the heights of 60 boys in the nursery school.



The 60 girls and the 60 boys visit a park.
Only children whose heights are under 109 cm are allowed in the soft play area.

Estimate the total number of these children that are allowed in the soft play area.

.....

.....

.....

.....

Answer (4 marks)

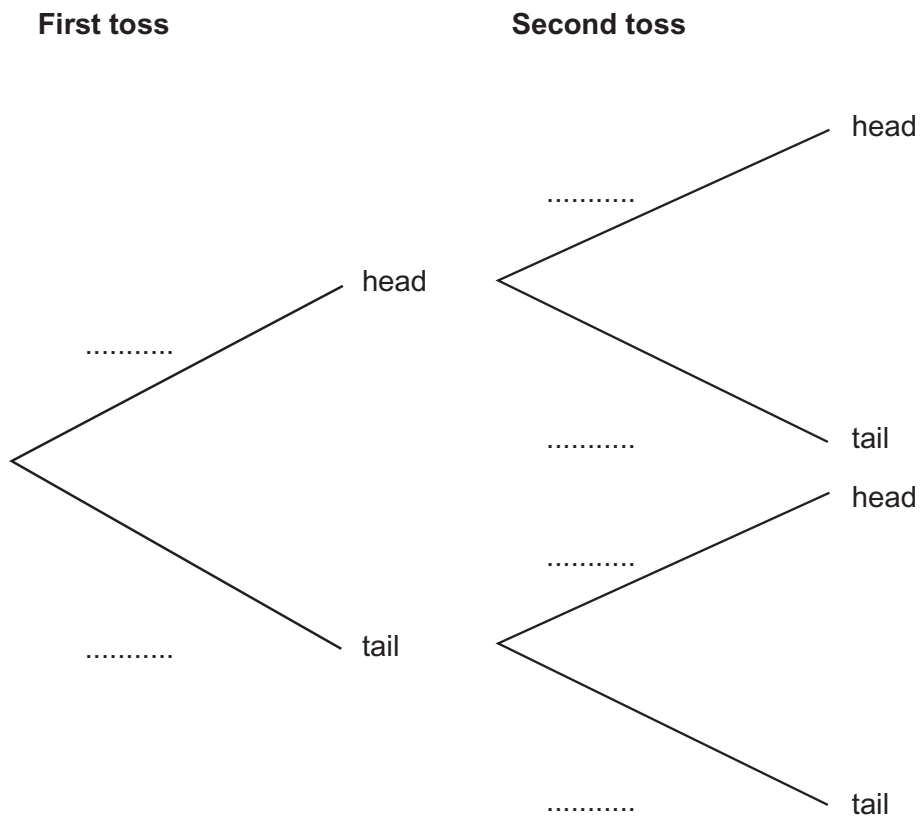
Turn over for the next question



8 The probability of a biased coin landing on heads is $\frac{2}{5}$

The coin is tossed twice.

Complete the tree diagram.



(3 marks)



9 Adam, Ben and Chris receive pocket money each week.

Adam and Ben receive pocket money in the ratio 10 : 9
Ben and Chris receive pocket money in the ratio 5 : 4

Work out the ratio for Adam : Chris
Give your answer in its simplest form.

.....
.....
.....
.....

Answer : (3 marks)

***10** Here are two events.

- A** A ticket wins the National Lottery.
- B** A fair coin lands on heads five times in a row.

The probability of **A** happening is 7.15×10^{-8} .

How many more times likely is **B** than **A**?
Give your answer in standard form to 2 significant figures.

.....
.....
.....
.....
.....

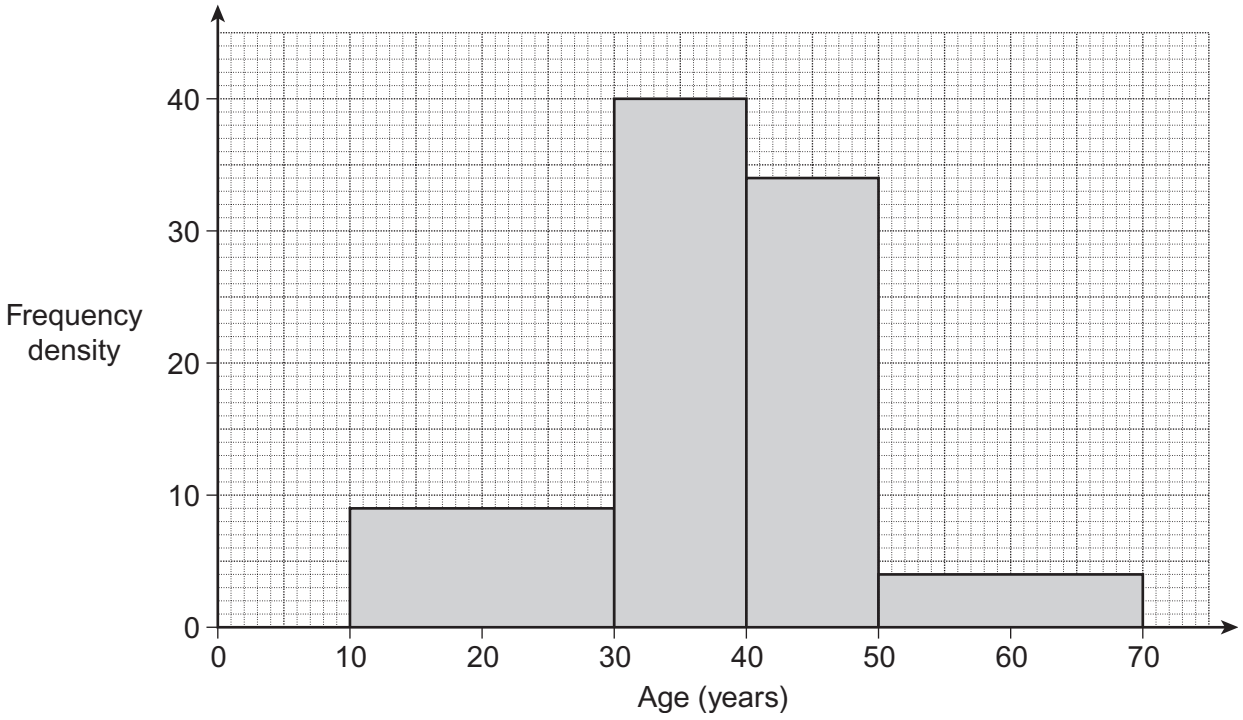
Answer (3 marks)

9

Turn over ►



11 The histogram shows information about 1000 members of a fan club.



11 (a) Calculate an estimate of the median age of the members of the fan club.

.....

.....

.....

.....

.....

.....

Answer years (4 marks)



11 (b) A sample of 100 members, stratified by age, is asked about membership fees.

Complete the table.

Age, a (years)	Number sampled
$10 \leq a < 30$	
$30 \leq a < 40$	40
$40 \leq a < 50$	
$50 \leq a < 70$	
	Total = 100

(3 marks)

Turn over for the next question

7

Turn over ►



12 Matthew invests some money in a building society.

His money earns 5% compound interest every year.
He wants it to be worth at least £9000 at the end of 3 years.

What is the smallest amount he can invest?

.....

.....

.....

.....

.....

Answer £ (4 marks)

END OF QUESTIONS

